

India records more than 82,000 Recoveries for two days in a row

Total Recoveries cross 40 lakhs

Recovered Cases exceed Active Cases by more than 30 lakhs

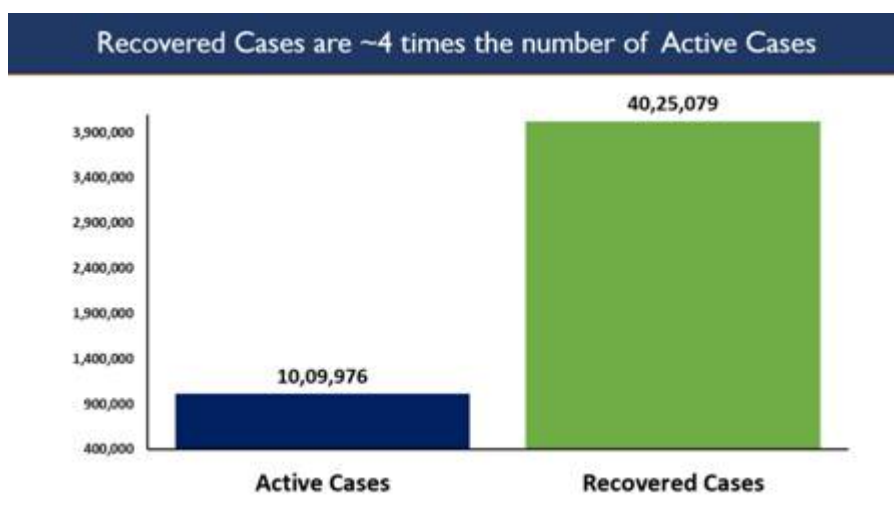
Posted On: 17 SEP 2020 12:18PM by PIB Delhi

India has been registering very high recoveries for two consecutive days. More than 82,000 COVID patients have been cured and discharged in the past two days.

82,961 active cases were found free of COVID in the last 24 hours.

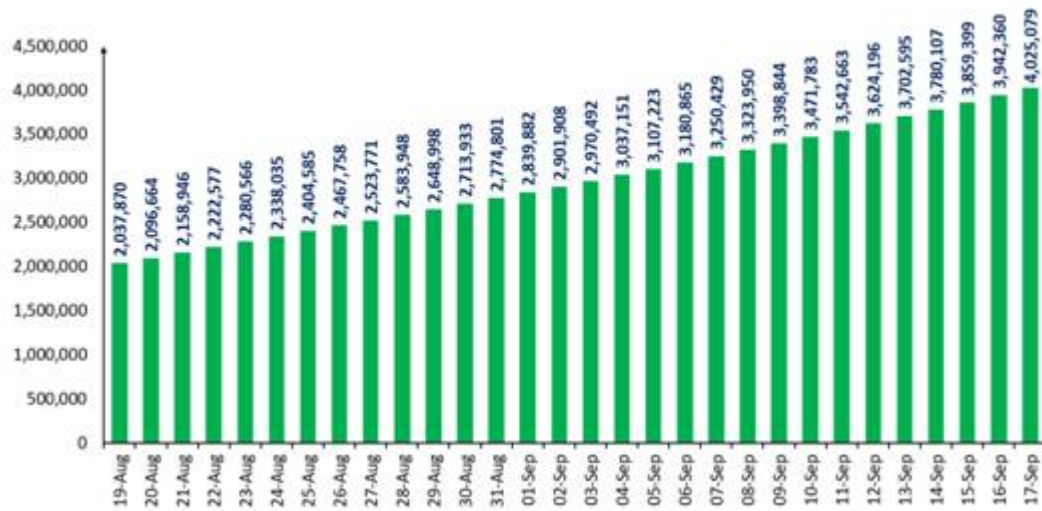
Spurred by this number of very high recoveries, the national Recovery Rate continues to follow its rising curve. It stands at **78.64% today**.

More than 40 lakh (**40,25,079**) patients have recovered so far. Recovered cases have exceeded Active Cases today by more than 30 lakhs (**30,15,103**) today, and are four times the latter.



These high levels of recovery have resulted in a 100% increase in the number of recovered cases in the past 30 days.

~100% Increase in Recovered Cases in past 30 days



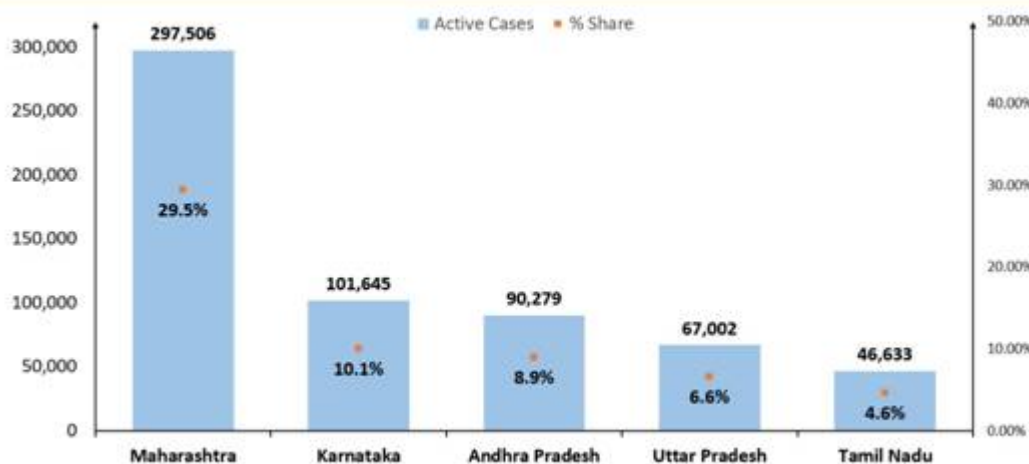
Maharashtra (17,559) contributed more than one-fifth of the new recoveries (21.22%) while the States of Andhra Pradesh (10,845), Karnataka (6580), Uttar Pradesh (6476) and Tamil Nadu (5768) contributed 35.87% of the new recoveries.

These States together account for 57.1% of total new recoveries.

The total number of active cases in the country has crossed 10 lakhs (10,09,976) as on date.

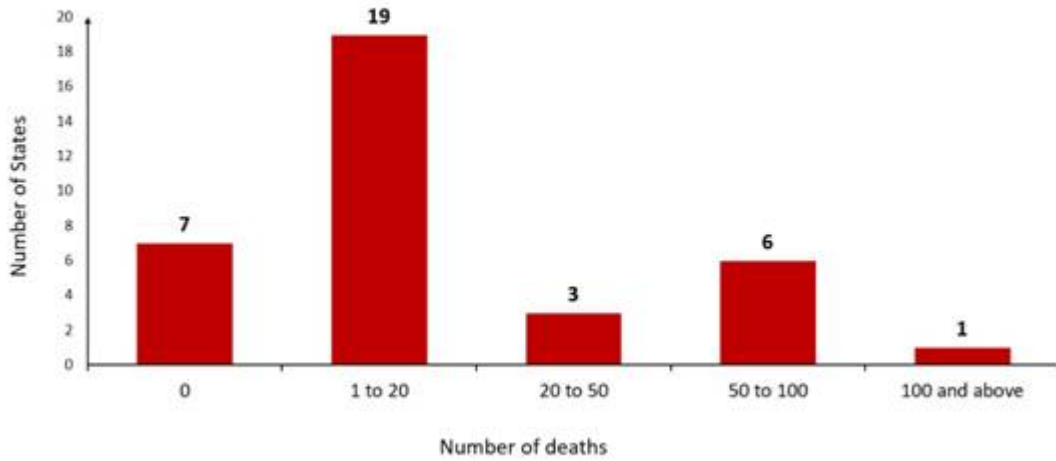
Close to half (48.45%) of the Active Cases are concentrated in 3 States; Maharashtra, Karnataka and Andhra Pradesh. Together with the States of Uttar Pradesh and Tamil Nadu, these 5 states contribute nearly 60% of the total active cases.

~60% of active cases are recorded only in 5 states



1132 case fatalities have been reported in the past 24 hours. With 474 new cases of mortality in, Maharashtra accounted for more than 40% of the new deaths. The following four States of Uttar Pradesh (86), Punjab (78), Andhra Pradesh (64), West Bengal (61) contributed 25.5% of the fatalities in the last 24 hours.

Distribution of New Deaths



#	Name of State / UT	Active cases	Confirmed cases			Cumulative Cured/ Discharged/Migrated Cases			Cumulative Deaths		
		As on 16.09.2020	As on 17.09.2020	As on 15.09.2020	Change since yesterday	As on 17.09.2020	As on 15.09.2020	Changes since yesterday	As on 17.09.2020	As on 15.09.2020	Change since yesterday
TOTAL CASES		1009976	5118253	5020359	97894	4025079	3942360	82719	83198	82066	1132
1	Maharashtra	297506	1121221	1097856	23365	792832	775273	17559	30883	30409	474
2	Karnataka	101645	484990	475265	9725	375809	369229	6580	7536	7481	55
3	Andhra Pradesh	90279	592760	583925	8835	497376	486531	10845	5105	5041	64
4	Uttar Pradesh	67002	330265	324036	6229	258573	252097	6476	4690	4604	86
5	Tamil Nadu	46633	519860	514208	5652	464668	458900	5768	8559	8502	57
6	Chhattisgarh	37470	73966	70777	3189	35885	34279	1606	611	589	22
7	Kerala	32775	117863	114033	3830	84608	82341	2267	480	466	14
8	Odisha	32405	162920	158650	4270	129859	125738	4121	656	645	11
9	Delhi	30914	230269	225796	4473	194516	191203	3313	4839	4806	33
10	Telangana	30443	165003	162844	2159	133555	131447	2108	1005	996	9
11	Assam	29091	148969	146575	2394	119367	116903	2464	511	492	19
12	West Bengal	24147	212383	209146	3237	184113	181142	2971	4123	4062	61
13	Madhya Pradesh	22136	95515	93053	2462	71535	69613	1922	1844	1820	24
14	Haryana	21334	101316	98622	2694	78937	77166	1771	1045	1026	19
15	Punjab	21022	87184	84482	2702	63570	60814	2756	2592	2514	78
16	J&K (UT)	19503	58244	56654	1590	37809	37062	747	932	914	18
17	Rajasthan	17049	107680	105898	1782	89352	87873	1479	1279	1264	15
18	Gujarat	16262	117547	116183	1364	98029	96582	1447	3256	3244	12
19	Jharkhand	14138	66074	64439	1635	51357	49750	1607	579	571	8
20	Bihar	12959	162463	160871	1592	148656	146980	1676	848	836	12

21	Uttarakhand	11068	35947	34407	1540	24432	23230	1202	447	438	
22	Tripura	7498	20676	20150	526	12956	12435	521	222	217	
23	Goa	5375	26139	25511	628	20445	20094	351	319	315	
24	Puducherry	4770	21111	20601	510	15923	15522	401	418	405	
25	Himachal Pradesh	4146	10795	10335	460	6558	6444	114	91	90	
26	Chandigarh	3171	8958	8592	366	5683	5502	181	104	99	
27	Meghalaya	1902	4195	4036	159	2264	2190	74	29	28	
28	Arunachal Pradesh	1892	6692	6466	226	4787	4658	129	13	13	
29	Manipur	1751	8320	8210	110	6521	6418	103	48	47	
30	Nagaland	1261	5263	5229	34	3987	3945	42	15	15	
31	Ladakh (UT)	953	3535	3499	36	2536	2517	19	46	44	
32	Mizoram	567	1506	1480	26	939	922	17	0	0	
33	Sikkim	480	2221	2173	48	1722	1690	32	19	19	
34	D&D & D&N	233	2810	2783	27	2575	2552	23	2	2	
35	A&N Islands	196	3593	3574	19	3345	3318	27	52	52	
36	Lakshadweep	0	0	0	0	0	0	0	0	0	

MV

HFV/COVID States data/17September2020/1

(Release ID: 1655483)